
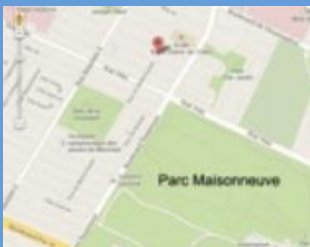
 [Like us on Facebook](#)

 [Share this newsletter with a friend](#)



Come visit us!

Hello,

Fall is an excellent time of the year to install bird feeders. Due to a large number of emails and questions from customers, we mainly discuss bird feeders in this newsletter. We also report back on the choice of a Canadian bird emblem as well as our new products and suggestions including our great binoculars and spotting scopes sale.

Happy birding!

Alain Goulet
Owner and bird enthusiast

5120 rue de Bellechasse
Montréal, Qc
H1T 2A4

514-351-5496
1-855-OIS-EAUX
(1-855-647-3289)

Opening Hours :

Sunday - Monday

Closed

Tuesday - Wednesday

9:30am to 6:00pm

Thursday- Friday

9:30am to 7:00pm

Saturday

9:30am to 5:00pm

Online Store
open 24 hours, 7
days a week



Canada's National Bird



Black-capped Chickadee



Snowy Owl



Canada Goose



Common Loon



Gray Jay / Canada Jay

Top 4 photos by Michel Bordeleau. Bottom photo by Réjean Turgeon

On September 19th, 2016 we attended the Great Canadian National Bird Debate at the Nature Museum in Ottawa. This event was organized by the Royal Canadian Geographic Society and Bird Studies Canada. This event followed their online poll where almost 50000 people voted for the bird they thought would best represent Canada.

The 5 finalists were: Black-capped Chickadee, Canada Goose, Common Loon, Snowy Owl and Gray Jay / Canada Jay

The panelists present were:

George Elliott Clarke, Canada's Poet Laureate (Black-capped

Calendar of events

Victo et ses oies Festival

October 22nd & 23rd, 2016



Come visit our booth, meet several talented artists and observe thousands of snow geese at Reservoir Beaudet in Victoriaville.

Binocular Exchange Canada

Trade in your used birding equipment and receive a tax receipt.



Binocular Exchange Canada
is a project that aims to engage

Chickadee)

Mark S. Graham, Vice-President of Research and Collections for the Canadian Museum of Nature (Canada Goose)

David Bird, Professor Emeritus of Wildlife Biology at McGill University (Gray Jay)

Alex MacDonald, Senior Conservation Manager, Nature Canada (Snowy Owl)

Steven Price, President of Bird Studies Canada (Common Loon)

Catherine McKenna, Minister of Environment and Climate Change opened up the evening and was very active on Twitter throughout the debate.

Each candidate gave their reasoning as to why their bird would best represent Canada and also why other birds would not be good candidates as our National bird. Arguments were based on each bird's natural history, scientific facts, anthropomorphic comparisons, Canadian traits and also other far-fetched examples. This made for a very entertaining evening!

There was quick survey (by applause) at the end of the evening to find out which bird was the most popular after all the facts and arguments were heard. The Gray Jay / Canada Jay was the clear winner.

The next step for choosing a National Bird will be for the Royal Canadian Geographical Society to make its official recommendation for Canada's Bird to the appropriate government agencies.



Alain, Dara and Isabelle with David Bird

more people in outdoor activities and to find a use for older, but working birding equipment.

At **Nature Expert**, we will accept any equipment that would help a birder in an outdoor observation situation: binoculars; spotting scopes; backpacks; field guides (from anywhere in the world); cameras; tripod; ornithology textbooks; etc. Upon reception of the donation we will estimate the value of the equipment and Earthvalues will issue a charitable tax receipt, if desired.

Contact us at Nature Expert for more information at: info@nature-expert.ca

Earthvalues Institute is the organization under which the project is run.

www.earthvalues.org



The panelists

Bird Feeders

As you can imagine, we receive bird feeder questions on a daily basis.

The questions vary greatly: sometimes people want to deal with squirrels, pigeons or House Sparrows, sometimes people want to attract cardinals, goldfinches, woodpeckers or other specific species. But the question underlying all these questions is often the following:

How does one choose a bird feeder that maximizes pleasure while minimizing any inconvenience?

To better answer this question, we must first take into account several factors...



Which birds do you want to attract?


First, you must choose the species of birds you would like to attract.

If you want to attract only cardinals, you should choose a [specific feeder for cardinals](#) (2). If, however you wish to attract as many birds as possible, a squirrel-proof sunflower feeder is more appropriate. (3) A [nyger feeder](#) will attract goldfinches and other small birds (1), and only goldfinches if the perches are “[upside down](#)” (i.e. [the openings where the birds feed are located under the perches](#)) (5), because other birds including House Sparrows have more difficulty eating upside down.



(5)

Woodpeckers, chickadees, nuthatches and several other birds will feast on a [nut cylinder](#), offered on a [nut cylinder feeder \(4\)](#) with central shaft and roof. This new type of feeder is very popular and our customers enjoy providing this type of food to their birds.



The [selective chickadee feeder](#) is equipped with 2 very small openings so that only the Black-capped Chickadee can enter the feeder. It will enter and grab sunflower seeds inside, then emerge through one of the holes or through the opening on the side. This feeder is excellent for those who do not want to have a mess of seeds under their feeder or who wish to attract only the Black-capped Chickadee.




To attract the Blue Jay, a [peanut wreath](#) is best. However, it is advised to prevent access to squirrels by using a squirrel baffle dome, because squirrels also love whole peanuts. By placing this feeder away from other sunflower feeders, the Blue Jay will not chase other birds away from your feeders as much.



Where do you live?

The variety of species you can attract to your yard depends on the region where you live.

For example, if you want to attract the Northern Cardinal in the countryside or in a heavily forested area, it will prove to be more difficult. The Northern Cardinal is a bird of the suburbs or wooded areas with more open areas than many forest species. You could find it for example in the city of Tremblant but not around the city (in the park or in the mountains). If you live near a mixed or deciduous forest, the Rose-breasted Grosbeak could come to feed at the [cardinal feeder](#).



You live in an apartment?

If you live on the second floor, a [sunflower feeder](#) with a [seed tray](#) will prevent the seeds from falling down on the neighbours below. A [deck pole clamp](#) can be used on most decks and a [16 inch quick connect hanger](#) will support your feeder.





Photos: Anouk Procyk

On the above photo, on the right, a [suet cage](#) containing a nut cake is supported by a [window hanger with suction cups](#).

[Window feeders with suction cups](#) are very useful if you do not have a large yard or if you're on a 2nd floor. It is always a pleasure to watch birds up-close, feeding right outside your window. It is important to make sure that squirrels will not reach it where it will be installed.



Squirrel-proof feeders

Squirrel-proof feeders are highly recommended if you live in the city or in the suburbs.

There are several models of feeders on the market that are supposedly squirrel-proof. Our expertise enables us to help you choose a model rather than another. Many companies have developed squirrel-proof feeders that are simply not effective. Here are a few models that are tried and true, squirrel-proof guaranteed.

Squirrel Buster Plus

The principle of the Squirrel Buster feeder series is quite simple. When the squirrel tries to reach the seeds, the outside of the feeder drops under its weight, effectively blocking access to seeds. Since birds are much lighter than squirrels, they can perch and feed without any problems.





The same squirrel-proof principle comes in several models according to the amount and the kind of seeds you wish to offer. Putting the feeder at the right height and away from any lateral perch is very important. Moreover, we are a service center for this Quebec-based company. If you ever have a problem with your feeder, we can fix it for you because we have all the parts here in stock.



Squirrel buster Plus, Classic, Standard, Finch, Peanut+

The Squirrel-proof "Big Top" Feeder



This feeder has a large 15" dome that prevents squirrels from reaching the seeds. A large central shaft allows the height of the dome to be adjustable, in order to reduce access to larger birds. The lower the dome, the harder it will be for large birds to reach the seeds.

On a humorous note!

The Funniest Squirrel-proof Feeder: [The Droll Yankees Flipper](#)

Once a squirrel jumps on the circular perch, a motor (with a rechargeable battery) makes the base of the feeder turn until the squirrel lets go, dropping lightly to the ground. It's very funny to see squirrels go for a ride.

Click on the arrow to watch this feeder in action



[Click on the image to see this feeder in action](#)

Squirrel-proof cages

Although we are sometimes reluctant to use squirrel-proof cages because of their larger volume, they are extremely effective. Small birds such as woodpeckers, chickadees, nuthatches, and goldfinches will go in and out at their leisure as in an aviary. Large birds such as blackbirds, grackles, and starlings cannot enter. Please note that since red squirrels are smaller than gray squirrels, they will be able to pass through the holes of the cage.



[Droll Yankees SDC caged feeder](#)

Squirrel-proof tray



[Droll Yankees large squirrel-proof tray](#)

Birds love to eat on large platforms. Without any space constraints, and with plenty of food, the platform is very attractive. This large 18 ½" tray is a huge barrier for squirrels. It must be installed 5 feet off the ground on a 1 inch diameter pole with a good clearance on each side. This way, squirrels will not be able to access it. An [adjustable dome](#) (below) can be added over it to protect the seeds from rain and snow and to limit access to larger birds.



Platform feeder with dome



Similar to the Big Top feeder above but in a smaller size, this platform feeder with dome will attract smaller birds and prevent access to large birds if you wish. You can use this tray to provide seeds, mealworms or fruit.

New Products and Suggestions

Vortex Razor HD 85mm and 65mm

Here is the new generation of Vortex Razor HD spotting scopes. They are available in 85mm and 65mm configurations, either straight or angled. The 50mm format is still available in the previous version.

There are nice improvements on the new model including:

- Enhanced Resolution
- Improved performance in low light conditions
- Wider Field of View
- Helical focus for sleeker format and optimal packing

Come and try them in store and let your eyes see the difference!



Vanguard carrying bags

[Endeavor 400 Waist Pack](#)



ENDEAVOR 400 is a 6 liter waist pack designed specifically for birders

due to its dedicated in-the-field carrying and watching solutions. It will safely carry binoculars and camera gear alongside your personal essentials such as water, food, tablet and more. What's more, this pack also serves as a hand warmer, a useful and ingenious tool for birders. On colder days, you can slip your hands into the soft pocket to keep them warm.

Vanguard Endeavor 1600 Backpack



The ENDEAVOR 1600 is a 26 liter backpack designed specifically for birders due to its dedicated in-the-field carrying and watching solutions. It will safely carry your spotting scope, binoculars, tripod and field guide alongside your personal essentials such as water, food and clothes.

Clearance prices on quality binoculars and spotting scopes

Vortex Razor HD 85mm & 65mm



Razor 85mm HD: Sales Price \$1599 (reg. \$2199)

Razor 65mm HD: Sales Price \$1199 (reg. \$1639)

Both angled and straight spotting scopes available.

Diamondback Binoculars



Diamondback 8x32: Sales Price \$242.99 (reg. \$289)

Diamondback 8x42: Sales Price \$264.99 (reg. \$349)

Diamondback 10x42: Sales Price \$269.99 (reg. \$359)

Also available in 10x28, 10x32 and 10x50

Viper HD Binoculars



Viper 6x32: Sales Price \$599 (reg. \$839)

Viper 8x32: Sales Price \$659 (reg. \$859)

**All clearance items available while quantities
last**

nature-expert.ca

5120 rue de Bellechasse

Montréal, Qc

H1T 2A4

Tél: 514-351-5496

Tél: 1-855-OIS-EAUX

(Tél: 1-855-647-3289)

Fax: 1-800-588-6134